



2011-2012 School Report Card *(example for illustrative purposes)*

School XY
School Corporation KLM

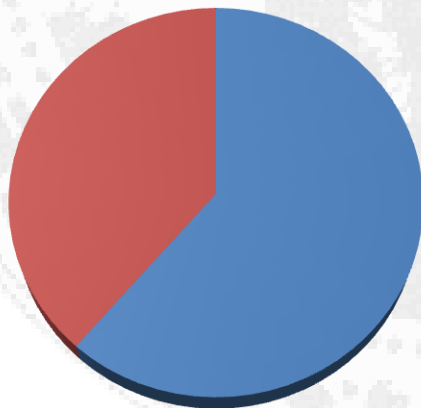
B

School Grade
3.00 points

	Points	Grade	Weighting
English/Language Arts + Click to expand 	2.00 points	C	50%
Mathematics + Click to expand 	4.00 points	A	50%

Grading Scale:

3.51-4.00	=	A
3.00-3.50	=	B
2.00-2.99	=	C
1.00-1.99	=	D
0.00-0.99	=	F



61.3% of students passed BOTH English/Language Arts and Math assessments

■ Pass ■ Did Not Pass

School XY
School Corporation KLM

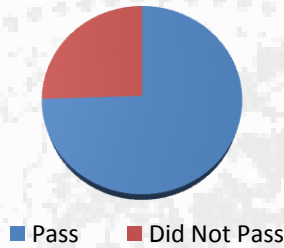
B

School Grade
3.00 points

English/Language Arts: C (50%)

Performance

% of Students Passing Elementary & Middle School Assessments:73.5%



Preliminary Score

2.00 points

Growth

% of lowest performing students with *high growth*:.....43.2%
Target is $\geq 42.5\%$

Bonus Points

+1.00 point

% of highest students with *high growth*:24.3%
Target is $\geq 36.2\%$

+0.00 points

% of ALL students with *low growth*:40.9%
Target is $< 39.8\%$

-1.00 point

Participation

% of lowest performing students participating in assessments:96.4%
Target is $\geq 95.0\%$

% of remaining students participating in assessments...95.1%
Target = $\geq 95.0\%$

Final Score 2.00 points

School XY
School Corporation KLM

B

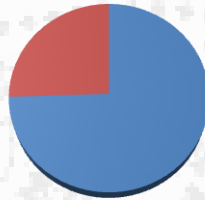
School Grade
3.00 points

Mathematics: A

(50%)

Performance

% of Students Passing Elementary & Middle School Assessments:81.6%



■ Pass ■ Did Not Pass

Preliminary Score

3.00 points

Growth

% of lowest performing students with *high growth*:.....41.6%
Target is \geq 44.9%

% of highest students with *high growth*:39.4%
Target is \geq 39.2%

% of ALL students with *low growth*:32.7%
Target is $<$ 42.4%

Bonus Points

+0.00 point

+1.00 points

+0.00 point

Participation

% of lowest performing students participating in assessments:96.8%
Target is \geq 95.0%

% of remaining students participating in assessments:...95.2%
Target is \geq 95.0%

Final Score 4.00 points