

Public Comment Summary



General Comments: Key Points

36 Total Respondents

- Building Leader: 13
- District Leader: 7
- Teacher: 5
- Parent: 3
- Instructional Coach: 2
- Other: 2
- School Partner: 1
- School Board Member: 1
- Teacher & Parent: 1



General Comments: Key Points

- Disproportionately targeting high-poverty schools
- Too similar to NCLB
- Assessment scores weighted too heavily
- Including attendance outside of school's control
- Growth should not be capped
- Eliminating A-F is confusing & eliminating A-F is great



Things to Move Forward

- Academic Achievement Indicator
- Academic Progress Indicator
- Graduation Rate Indicator
- English Language Proficiency Progress Indicator
- Addressing Chronic Absenteeism Indicator



Strength of Diploma Indicator

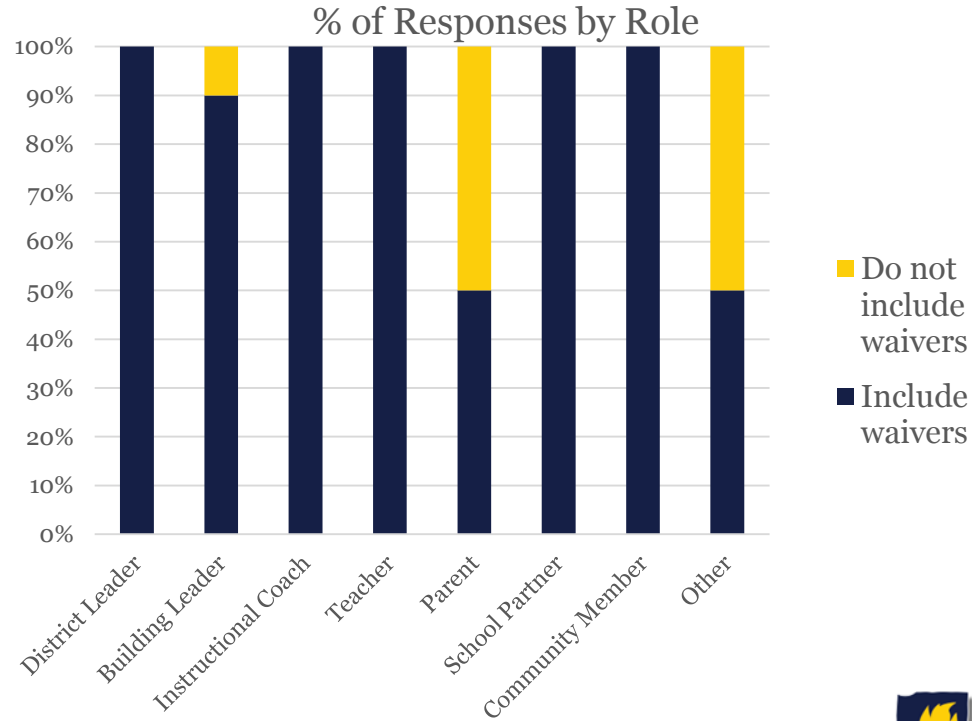
Waiver Diplomas

Overall:

- Include Waivers: 90%
- Exclude Waivers: 10%

Key Takeaways:

- Respondents overwhelmingly in favor of including waiver-based diplomas
- NOTE: Governor's office & General Assembly preferred excluding waivers



Strength of Diploma Indicator

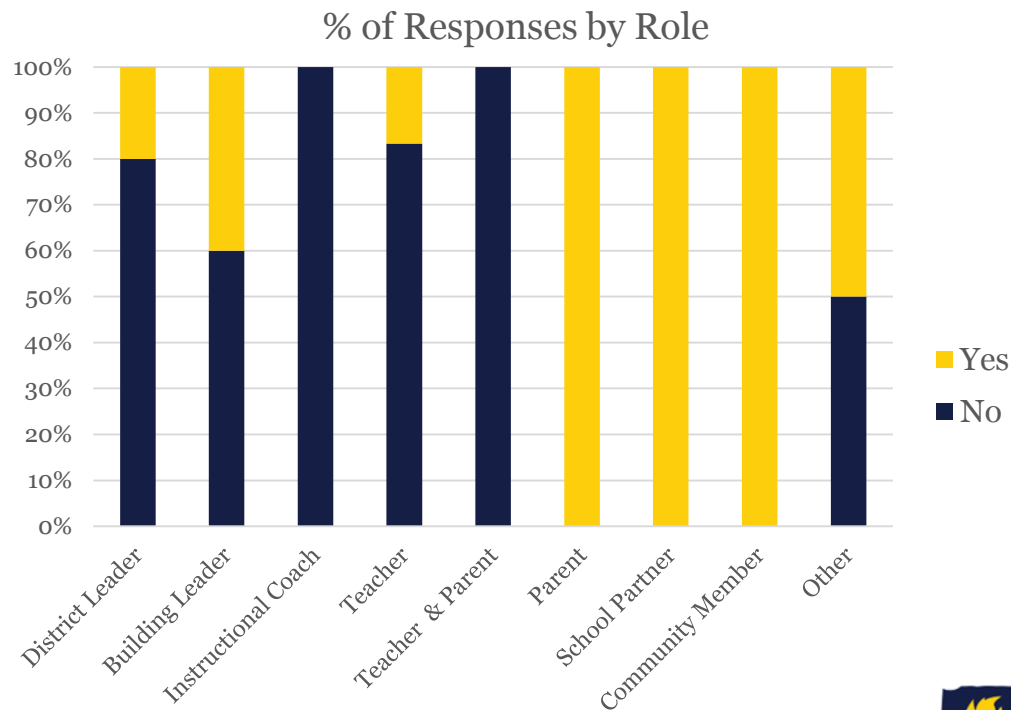
Differentiation of Diploma Types

Overall:

- Differentiate Diplomas: 37%
- Do Not Differentiate: 63%

Key Takeaways:

- Respondents favor all diplomas receiving the same points
- NOTE: Governor's office & General Assembly preferred differentiating diplomas



Strength of Diploma Indicator

2018 Statewide Strength of Diploma Rate

Including Waivers: 90.1%
Excluding Waivers: 85.0%

Diploma Type	No Waiver	Waiver
Core 40	89.4%	10.6%
Honors	99.8%	0.2%
General	63.1%	36.9%



Closing Gaps Indicator

Subgroups v. Bottom 25%

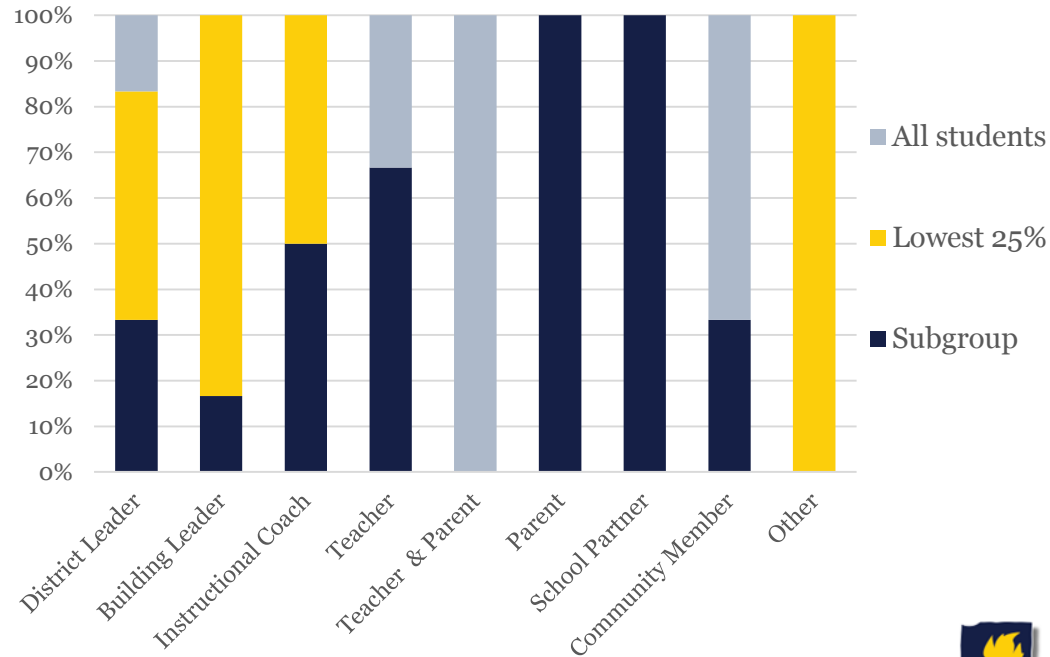
Overall:

- Subgroups: 39%
- Bottom 25%: 44%
- All Students: 17%

Key Takeaways:

- Respondents working in education favored bottom 25%; other respondents favored subgroups
- NOTE: Governor's office & General Assembly disliked this indicator

% of Responses by Role



Closing Gaps Indicator

Proficiency v. Growth Measure

Overall:

- Proficiency Only: 6%
- Growth Only: 17%
- Growth & Proficiency: 78%

Key Takeaways:

- Respondents overwhelmingly favor including growth
- NOTE: Governor's office & General Assembly disliked this indicator

