

Arkansas Rapid Naming Screener

Information Updated 3.19

The Arkansas Rapid Automatized Naming Screener (AR-RAN) is provided to Indiana schools with permission from the Arkansas Department of Education.

The Arkansas Rapid Automatized Naming Screener (AR-RAN) is an informal measure created by the Arkansas Department of Education, which gave the Indiana Department of Education (IDOE) permission to use in Indiana schools. This screener will fulfill the rapid naming subset of the universal screener. This screener is based on guidelines for informal screening of rapid naming skills provided by Nancy Mather and Barbara J. Wendling in “Essentials of Dyslexia Assessment and Intervention.”

The AR-RAN Practice Page, Form A, and Form B should be printed on a quality color printer. Before administering the screener, the examiner should check the quality of the colors. If red looks like orange, or blue appears purple, the scores may be skewed because 1) students will unintentionally give the incorrect answer 2) the words orange and purple have more than one syllable and it takes more time to say them; and 3) students will spend extra time contemplating which color to say.

Items needed to complete the screener are: a separate score sheet for each student, the rapid naming color sheet (practice, Form A, and Form B) and a stop watch/timer.

Follow the directions on the scoring sheet. Items said to the student are in italics and quotes. Do NOT show any of the forms to the student prior to the timed screening. You will start the timer once you reveal the colors to the student.

This is a timed screener. You will need a stopwatch/timer for this screener. You will start the timer once you reveal the colors and tell the student to begin and stop the timer when the student reads the final color.

To get a score administer Form A and Form B* then combine the times to calculate a score. To identify a student struggling with rapid naming, student data for each grade level within a school should be compiled and ranked in order for shortest to longest time to determine the students performing at the "at risk" and "at some risk" level.** The suggested cut-score for "at risk" students, is those scoring in the bottom 20 percent and for "at some risk" in the bottom 30 percent. Please see the AR-RAN FAQ document for instructions on how to put students' scores in rank order.

*Discontinue rule: If a student makes more than four errors on Form A, discontinue the screener. The student would automatically filter to the bottom of the ranking and be "at risk" in this category.

** If a student is colorblind DO NOT administer the screener. Consider using an alternative IDOE approved rapid naming screener or omit this score when evaluating the student if they "at risk" or "at some risk" for characteristics of dyslexia.

Rapid Automatized Naming (RAN)



Practice

Read Colors Left to Right







Form A

Read Colors Left to Right and Top to Bottom



Form B

Read Colors Left to Right and Top to Bottom



Name _____ Date Tested

Day	Month	Year
_____	_____	_____

School _____ Date of Birth

_____	_____	_____
-------	-------	-------

Grade _____ Age

_____	_____
Year	Month

Teacher _____

Practice items: Show the practice page and say, *"Tell me the names of the colors on the page. Read them left to right."* (model for the student as needed)

black red yellow blue green

Form A: Once the student has completed the practice items, turn to Form A. Conceal the colors and say, *"Now, you will name all the colors on this page"* (continue to conceal the colors from the student). *Start at the top left corner and name each color in the rows as quickly as you can. Read from left to right and top to bottom.* (reveal the colors) *You may begin.* start the timer. Stop the timer after the last color is read.

Circle incorrect answers

red green blue yellow black blue yellow red black green

black red yellow blue green red black blue green yellow

green black blue red yellow green blue yellow red black

blue red yellow black green red black green blue yellow

Time: _____ Errors: _____

Form B: If the student makes no more than four errors, turn to Form B. Conceal the colors and say, *"Now, you will name all the colors on this page"* (Continue to conceal the colors from the student). *Start at the top left corner and name each color in the rows as quickly as you can. Read from left to right and top to bottom.* (reveal the colors) *"You may begin."* start the timer. Stop the timer after the last color is read.

Circle incorrect answers

green black red yellow blue black yellow blue green red

yellow blue green black red green blue yellow red black

green red yellow blue black yellow red blue black green

blue yellow green black red blue black green red yellow

Time: _____ Errors: _____

Score: _____ (Combined time for Form A and Form B)

Total Errors: _____ (Combined errors from Form A and Form B)