



Winter 2017 ISTEP+ Parent Portal Quick Guide

Accessing Your Student's ISTEP+ Assessment Results

Your student's ISTEP+ Grade 10 Winter Retest preliminary results will be available for you to review through the ISTEP+ Parent Portal beginning January 22. During the Parent's Request for Rescore Window, January 22 – February 2, you are able to view your student's current score, performance level (Pass+, Pass, or Did Not Pass), and written responses to ISTEP+ Part 1 open-ended test items for each content area assessed.

Please remember, the ISTEP+ test results displayed in the Parent Portal are considered **preliminary**. Scores may increase as a result of rescore before scores are considered final. Parents who have questions about Indiana state testing are encouraged to contact their school or corporation.

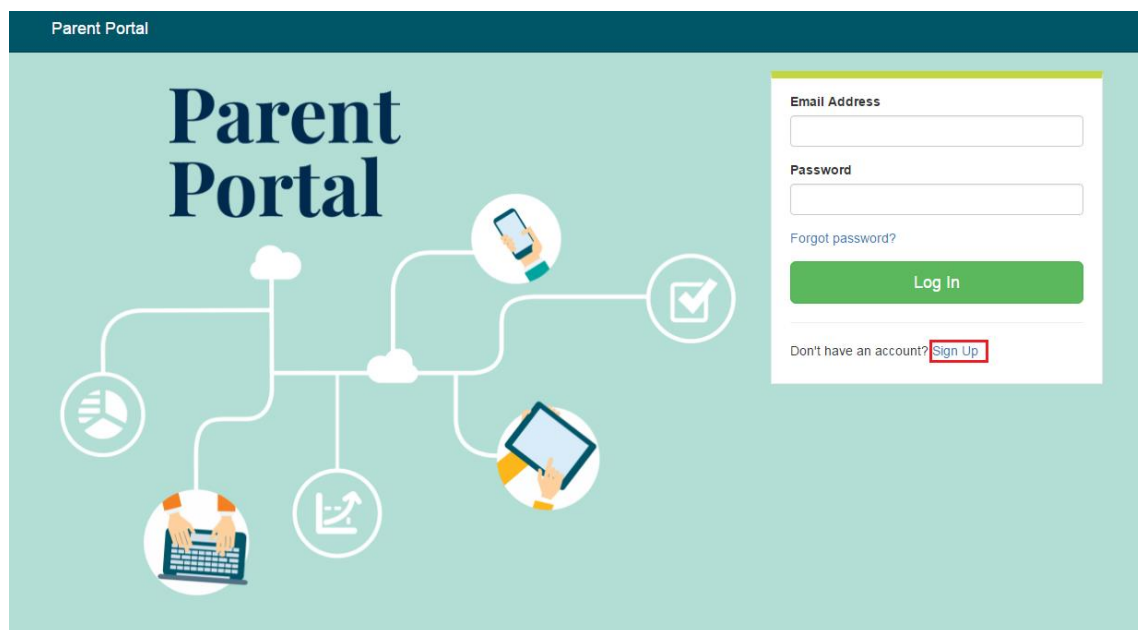
Security Notice to Parents & Guardians

At this time, all information (scores and test content) displayed in the Parent Portal is confidential and embargoed, meaning it may only be shared with you and your student. Until the IDOE releases the test items displayed in the Parent Portal, all test content is secure and must not be shared with anyone, including members of your local school board and school staff.

This Quick Guide provides instructions on how to access and navigate the Parent Portal.

Step 1: Have Your Claim Code Ready

You will need your Claim Code to access your student's test results. Your confidential, personalized Claim Code is provided to you by your student's school. If you have not received your Claim Code, you will need to contact your student's school. Once you have your Claim Code, the Parent Portal can be accessed at <https://results.pearsonaccessnext.com/login> through a standard desktop, laptop, tablet, or smart phone browser. From the **Log In** page, you will first create an account by selecting **Sign Up**.



Step 2: Create an Account

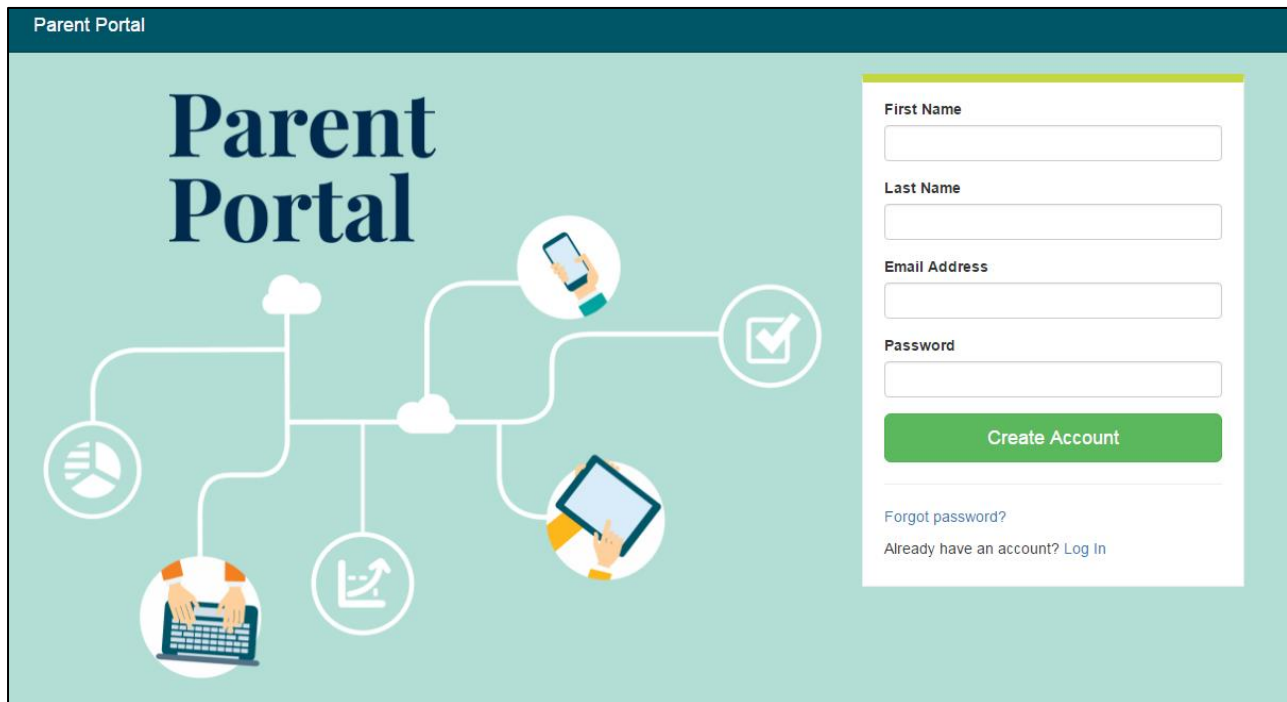
After you select **Sign Up** on the **Log In** page, you will see the **Create Account** page. Create your Parent Portal account by entering **your** First Name, Last Name, Email address, and an initial Password. Passwords must contain a minimum of 8 characters and include at least one upper case letter (A-Z), one lower case letter (a-z), and one number (0-9).

For security purposes, after you select **Create Account**, you will immediately receive an email at the address you entered that contains a link to confirm your account.

Please note: If you do not immediately receive the system generated email message, you may need to check your email spam folder or junk folder. If the email does not arrive in your inbox and is not in your spam folder, you may need to check with your internet service provider as some providers (often small providers) filter out these kinds of messages before they reach your email inbox.

After you confirm your account in the email link, you will be taken back to the **Log In** page. Enter your Email Address and Password and select **Log In** to access the Parent Portal.

If you do not have an email account, please contact your student's school. School representatives may, with your authorization, assist you in accessing your student's results.



Parent Portal

Parent Portal

First Name

Last Name

Email Address

Password

[Create Account](#)

[Forgot password?](#)
[Already have an account? Log In](#)



Pearson



Note: After you have created your account, if you forget your password or mistype it, please select the link, **Forgot password?** You will be prompted to enter your email address and an email will be immediately sent to you with a new link to reset your password.

Step 3: Enter Your Student's Information

After logging in, you will see the **My Students' Test Results** page. On this page, you will enter **your student's** specific information in order to retrieve their results. This includes: Student's First Name, Student's Last Name, Student's Date of Birth, and the Student's unique Claim Code. If you have not received a Claim Code for your student, please contact your student's school. Each field must be entered exactly as it was provided to you. Claim Codes are case-sensitive.

After all fields are complete, select **Find Results**.

Parent Portal
firstname.lastname@email.com ▾

Security Notice to Parents & Guardians
 At this time, all information (scores and test content) displayed in the Parent Portal is confidential and embargoed, meaning it may only be shared with you and your student. Until the IDOE releases the test items displayed in the Parent Portal, all test content is secure and must not be shared with anyone, including members of your local school board and school staff.

Winter 2017 Grade 10 Preliminary Results
 The ISTEP+ Grade 10 Winter Retest results are preliminary until any applicable adjustments based on mode and/or rescore requests are final.

For additional information about the ISTEP+ Grade 10 Applied Skills Items and how they were scored, please visit the IDOE website. <http://media.idoe.in.gov/assessment/index.html>

Winter 2017 Grade 10 Final Results
 The ISTEP+ Grade 10 Winter Retest results are final and include any applicable adjustments based on mode and/or rescore requests.

Find Test Results

Student's First Name

Student's Last Name

Student's Date of Birth

Claim Code

Find Results

My Students' Test Results

Note: You may enter information for more than one student using the same Parent Portal account. Each student will have a different Claim Code provided to you by his or her school.

Step 4: Review Your Student's Test Results

1. Your student's test results for each ISTEP+ assessment in which he or she participated will now be displayed.

Parent Portal
sarah.larson@pearson.com

Security Notice to Parents & Guardians

At this time, all information (scores and test content) displayed in the Parent Portal is confidential and embargoed, meaning it may only be shared with you and your student. Until the IDOE releases the test items displayed in the Parent Portal, all test content is secure and must not be shared with anyone, including members of your local school board and school staff.

Winter 2017 Grade 10 Preliminary Results

The ISTEP+ Grade 10 Winter Retest results are preliminary until any applicable adjustments based on mode and/or rescore requests are final.

For additional information about the ISTEP+ Grade 10 Applied Skills Items and how they were scored, please visit the IDOE website: <http://media.idoe.in.gov/assessment/index.html>

Winter 2017 Grade 10 Final Results

The ISTEP+ Grade 10 Winter Retest results are final and include any applicable adjustments based on mode and/or rescore requests.

Find Test Results

Student's First Name

Student's Last Name

Student's Date of Birth

Claim Code

Find Results

My Students' Test Results


<p>KAREN SMITH ← Click HERE on the student's name to view details on the student's performance</p> <p style="font-size: small;">Winter 2017 10 MATH</p>	<div style="background-color: #c00000; color: white; padding: 5px; font-weight: bold; font-size: large;">269</div> <div style="background-color: #f0f0f0; padding: 5px; font-weight: bold;">Did Not Pass</div>
<p>KAREN SMITH ← Click HERE on the student's name to view details on the student's performance</p> <p style="font-size: small;">Winter 2017 10 ELA</p>	<div style="background-color: #00728f; color: white; padding: 5px; font-weight: bold; font-size: large;">583</div> <div style="background-color: #f0f0f0; padding: 5px; font-weight: bold;">Pass+</div>
<p>KAREN SMITH ← Click HERE on the student's name to view details on the student's performance</p> <p style="font-size: small;">Spring 2017 10 MATH</p>	<div style="background-color: #c00000; color: white; padding: 5px; font-weight: bold; font-size: large;">271</div> <div style="background-color: #f0f0f0; padding: 5px; font-weight: bold;">Did Not Pass</div>

2. On the **My Students' Test Results** page, select the [student's name](#) to review his or her assessment results detail and his or her score for each Open Response Item (essay and short-answer) for the selected content area.

3. The following is a sample screen showing this detail for Karen Smith's Winter 2017 **Grade 10 Math** test. The information displayed includes the following:

- The student's overall score (in this case, 269),
- The student's Performance Level (Did Not Pass),
- The score range for each Grade 10 Math proficiency level (for example, Pass+ is a range of 480-690),
- The student's scores on the Open Response Items for the selected test. In the following example, the student's score for Question 1, Standard Mathematical Process is 0 out of 2 points possible (Score 0/2).
- During the Rescore Window only, links to the student's responses to the Open Response Items, and
- The student's Results by Academic Standard. Please note, the Results by Academic Standards will **not** be available until final results are released.

Parent Portal



KAREN SMITH

Winter 2017 10 MATH

Overall Score

269

Did Not Pass

Proficiency Level	Score Range
Pass+	480 - 690
Pass	425 - 479
Did Not Pass	185 - 424

Results by Academic Standard

Results by Academic Standards will not be available until results are finalized later this winter.

Perspective Study Materials tailored to these results.

Applied Skills

Rescore Status: Available

[Responses for All Items](#) Select the Responses for All Items hyperlink to view and download the student's responses to this test.

Question 1

Standard	Score
Mathematical Process	0/2
Geometry and Measurement	0/2

[Response](#) Select the Response hyperlink to view and download the student's response to this question.

Request Rescore

4. As shown on the sample screen above, during the Rescore Window only, you may view the student's responses to Open Response Items (essay and short-answer questions) by selecting the [hyperlink](#) for each specific question. Please note, for some Applied Skills items, the score populated is the total of both parts of the item that were scored. By selecting the hyperlink, "Responses for All Items", you can download and view all the items for your student's specific test. As a reminder, all test content and items are secure.
5. For additional information about ISTEP+ Open Response Items and the rubrics used to score student responses, please visit the IDOE web site at <http://www.doe.in.gov/assessment/istep-grade-10>. **Please review this information carefully before deciding whether to request a rescore for your student's response(s).**
6. During the Rescore Window, after reviewing your student's responses, you may request a rescore for one or more responses by selecting the green **Request Rescore** button. *Once you select the **Request Rescore** button, you may not undo the rescore request.*
7. Final scores will be available in the Parent Portal beginning February 26, 2018.

Additional Information – If you need additional information or have questions regarding the Parent Portal, please contact your student's school and ask to speak with the Corporation or School Test Coordinator. For questions regarding ISTEP+ Assessment or the Indiana Academic Standards, please visit <http://www.doe.in.gov/assessment/istep-grade-10>.